



Photo Self-Guided Tour – Auckland Festival of Photography 2020

Over 9 nights explore signature photographic projects at your favourite Auckland city locations. With map in hand, tour your way around central Auckland exploring the festival's photographic projects including large scale outdoor work, photographic light boxes and digital screen projections. And take and share your own photos too.

Held over 9 nights/3 weekends during the Festival

Opening Weekend – No Aotea Square this weekend.

1. Fri 29 May
2. Sat 30 May
3. Sun 31 May

Auckland Photo Day weekend


4. Fri 4 June
5. Sat 5 June
6. Sun 6 June

Closing weekend

7. Fri 12 June
8. Sat 13 June
9. Sun 14 June

Tour access points

- Silo Park – 7 & Gantry Walls
- Queens Wharf
- Freyberg Place
- Aotea Square – 5 June onwards



Outdoor Silo 7 – Starting point

It's EASY and FUN!

Step 1: Download the guide to your phone, tablet or print a copy from:

www.photographyfestival.org.nz

Step 2: Choose your tour date

Tips! - Be winter weather prepared, check the weather forecast - invite your friends or go solo? Plan a family outing together – get your group together - meet new friends on the way. For moderate fitness levels.

Step 3: Have a plan

Some of the works light up so we encourage you to view the photography work after dusk - we highly encourage the following times / stops and recommend allowing 2-3hrs to complete the self guided tour.

**Please note the tour starts and finishes at different venue locations (please plan ahead if needed.)

Start your Self Guided Tour 5:30pm

5:30-5:50pm view outdoor work at Silo 6 and 7#
5:50-6pm allow approx. 10 mins for walking

6:10-6:30pm large scale prints: photojournalism work by *Werner Bischof* - from the *Werner Bischof archive* at Queens Wharf
6:35 -6:45pm allow approx. 10 mins for walking

6.50-7:10pm Judith Crispin Light boxes at Freyberg Place + window screening work at Ellen Melville Centre
7:.15-7:25pm allow approx. 10 mins for walking

7:30pm SET SCREENING TIME OF 730pmpm - enjoy large-scale outdoor Digital Screens projection work at Aotea Square# (**From 5 June only**)





Finish your Self-Guided Tour at 8:00pm *** Total approx. walking time is 45 mins.

Step 4: Consider other options?

- Have you considered self-guiding this tour on your Bike, Scooter or the AT bus service? And consider using these options to get to the start of the tour, and/or back to your mode of transport after your tour concludes

[●] auckland
festival of
photography
[whakaahua hākari]

Flatten The Curve



- Need a restroom? - Check out the venues marked with #

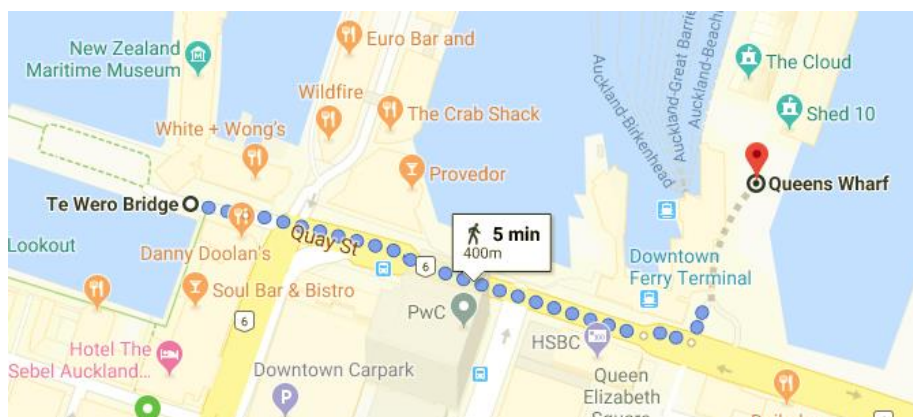
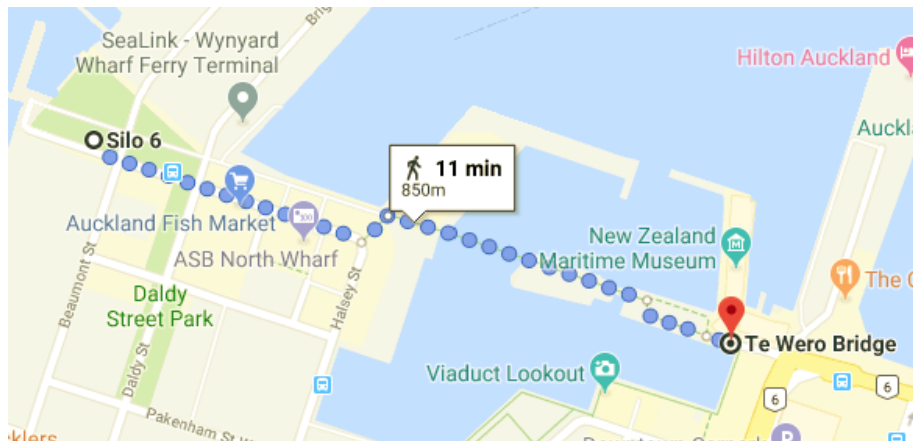


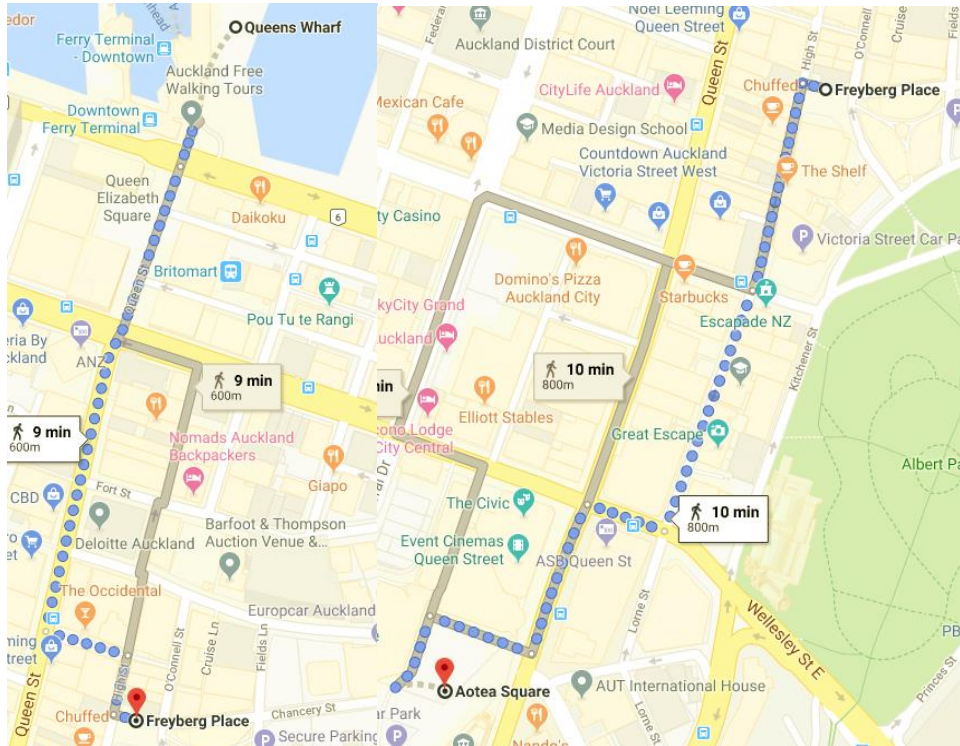
- Hungry/ Thirsty on the way? - Support local business or pack your own snacks





Step 5:
YAY! It is time to ENJOY your tour





Together we can slow the spread.

Keep your distance, wash your hands, no large groups.

If you feel unwell stay home, save lives.

Copyright – Auckland Festival of Photography Trust 2019